

# What We Learned From the National Core Indicators (NCI) Adult Consumer Survey

---

NCI Results From People Across South Dakota in 2016-17 User-Friendly Version



# Who helped with this report?

We thank the California Developmental Disabilities Consumer Advisory Committee. Their ideas help make this report easy to understand! Thanks also to everyone who let us take and use their pictures. They helped make this report interesting.

Michael Cornejo

Tracey Mensch

Marcia Dinkelspiel

David Oster

Joseph Flanagan

Rene Rodriguez

Krisi Franzone

Pattie Simpkins

Michelle Gordon

Robert Taylor

Sue Ann Hankensiefken

Cindy White

Lisa Krueger

Eduardo A. Zapata

---

# What We Have Learned From the National Core Indicators Adult Consumer Survey

NCI Results From People Across South Dakota in 2016-17  
User-Friendly Version

## A Collaborative Effort of:



## Cover art by Donald Roberts (1962 -2009)



Donald was a former member of the statewide Consumer Advisory Committee in California, Valley Mountain Regional Center Board of Directors, Olmstead Advisory Committee, California Memorial Project, and Self-Advocacy Council 6. Donald was dedicated to the empowerment of people with disabilities and expressed his experiences and dreams through his artwork.

---

# What Is National Core Indicators (NCI)?

Each year, NCI asks people with intellectual and developmental disabilities (ID) and their families about the services they get and how they feel about them. NCI uses surveys so that the same questions can be asked to a large group.

## Who is interviewed?

Each year people in many states take part in an NCI meeting. Every year a new group of people are asked to meet. During the meeting people are asked the NCI survey questions. The questions are asked to the person who gets services from the state. For some questions, a family member, friend, or staff member who knows the person well can answer.

## What is this report?

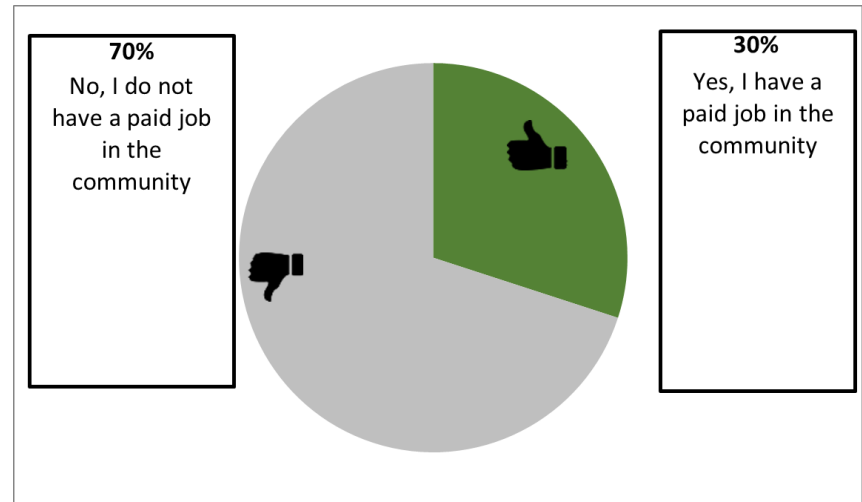
This report shows the answers that people gave to some NCI survey questions. Each page shows a different question and the answers. Each page also has a pie graph. It shows how many people said **yes** and how many said **no**. There are also words and stick figures that show how many yes and no answers there were for each question. The answers are whole numbers (like 60% or 90%).

In this report, we show the answers to the questions that people are most interested in. Like, “Do you like your job?”

This report can help people talk about services and supports. If you want more information, you can look up the full report at:

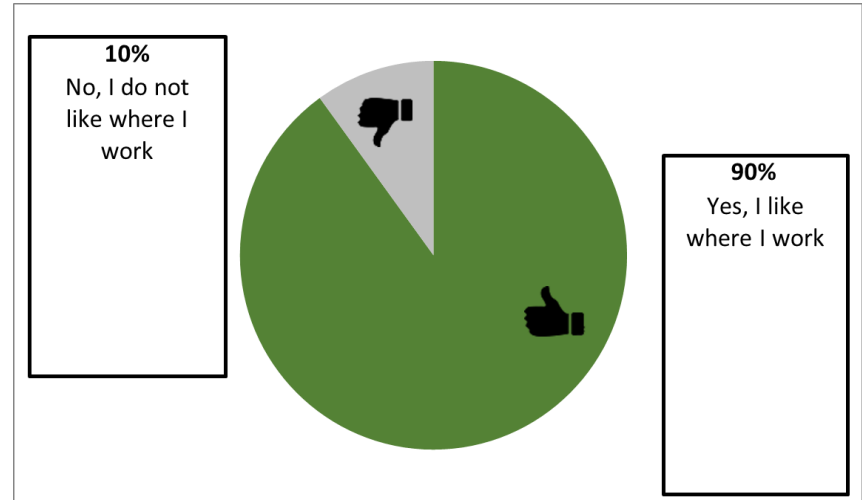
<http://www.nationalcoreindicators.org>

# Do you have a paid job in your community?



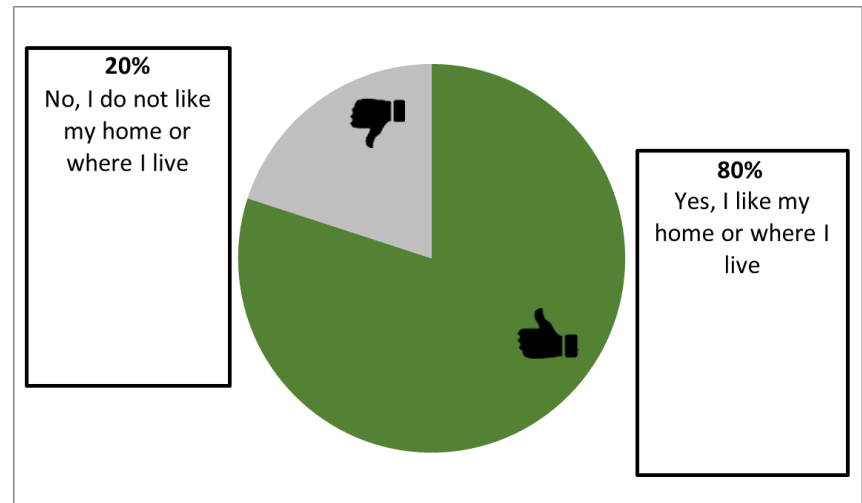
NCI tells us **3** out of every **10** people have a **paid job in the community.**

# Do you like where you work?



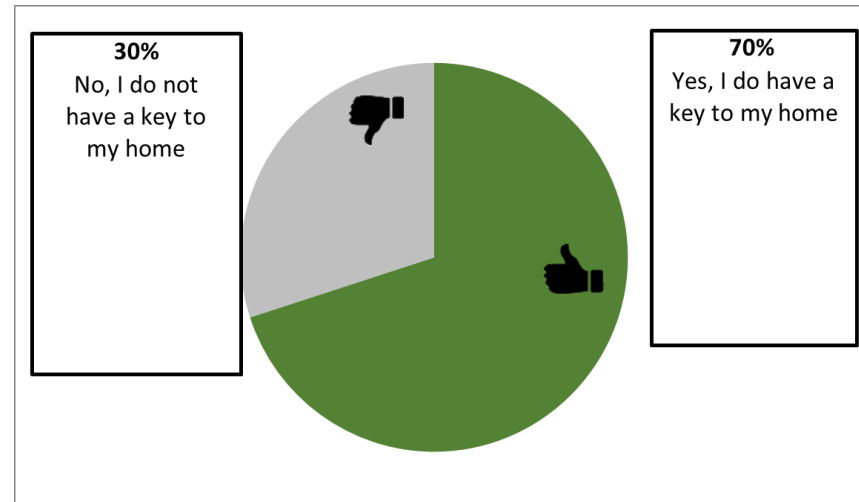
NCI tells us **9** out of every **10** people who have a paid job in the community said they like where they work.

# Do you like your home or where you live?



NCI tells us **8** out of every **10** people said **they liked their home or where they live.**

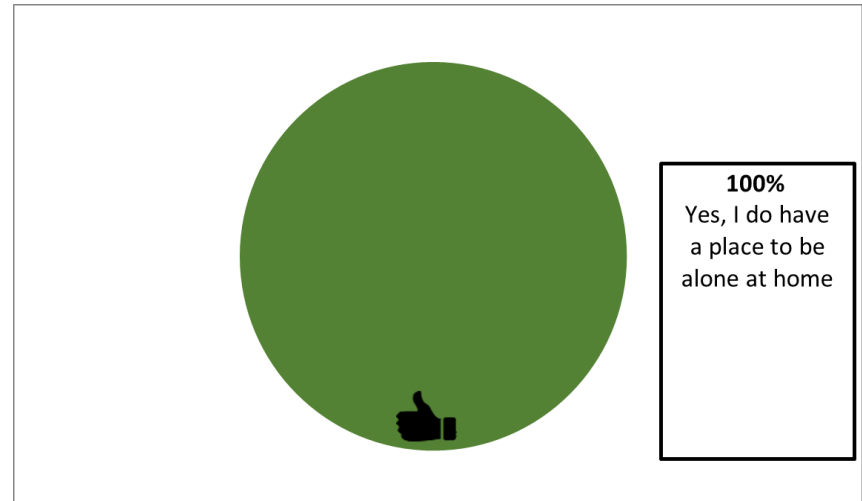

# Do you have a key to your home?



NCI tells us **7** out of every **10** people said **they have a key to their home.**

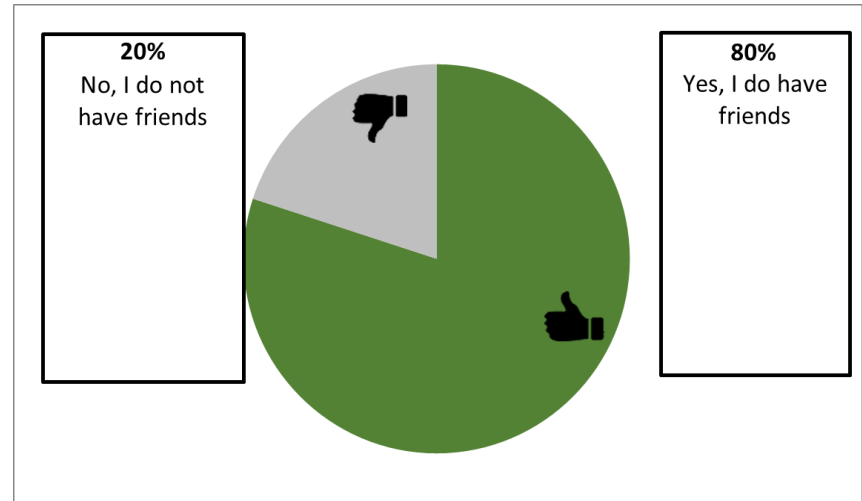


# Do you have a place to be alone at home?



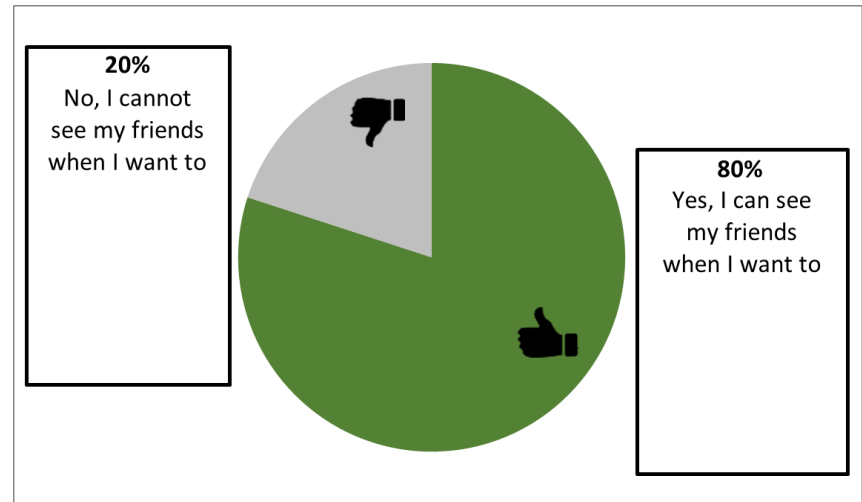
NCI tells us **10** out of every **10** people said they have a place to be alone at home.

# Do you have friends you like to talk to or do things with?



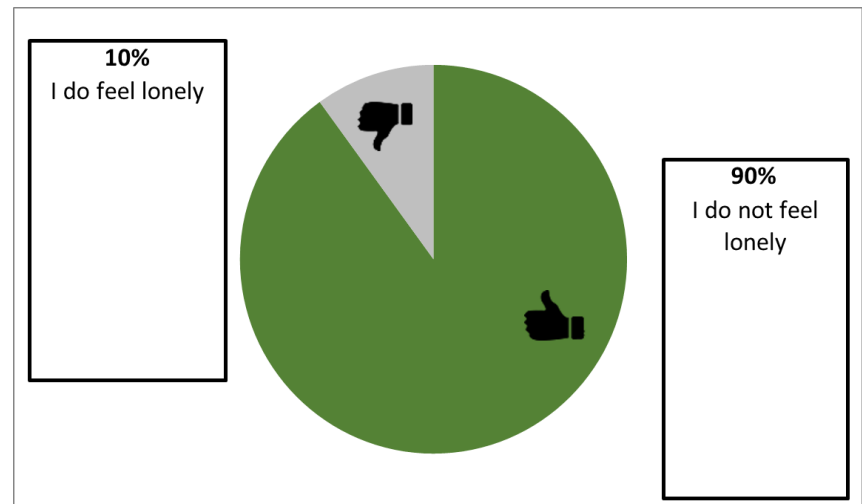
NCI tells us **8** out of every **10** people said **they have friends.**

# Can you see your friends when you want to?



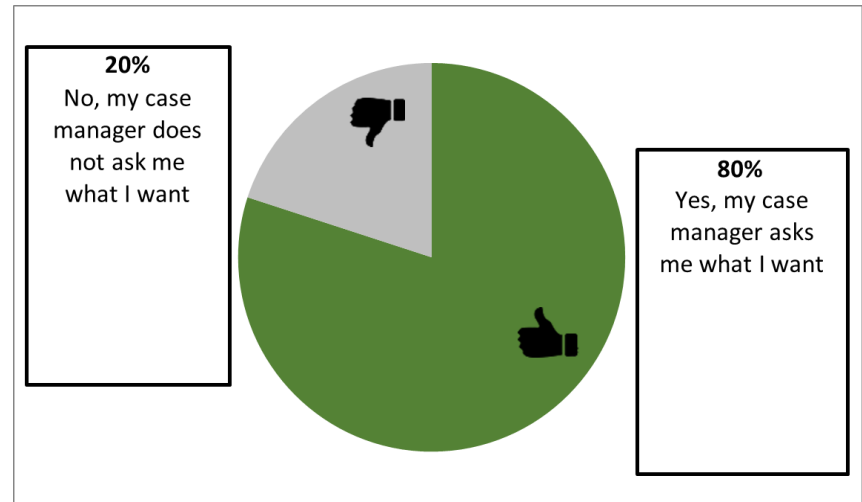
NCI tells us **8** out of every **10** people said **they can see their friends when they want to.**

# Do you ever feel lonely?



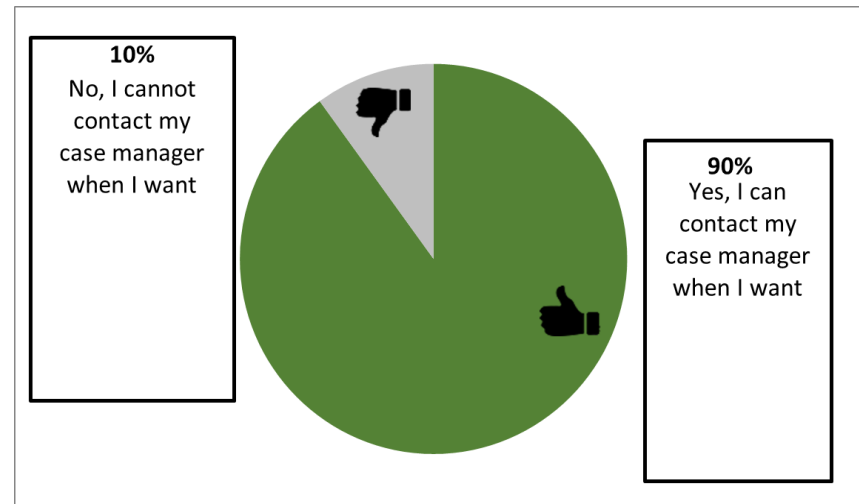
NCI tells us **9** out of every **10** people said **they do not feel lonely.**

# Does your case manager ask what you want?



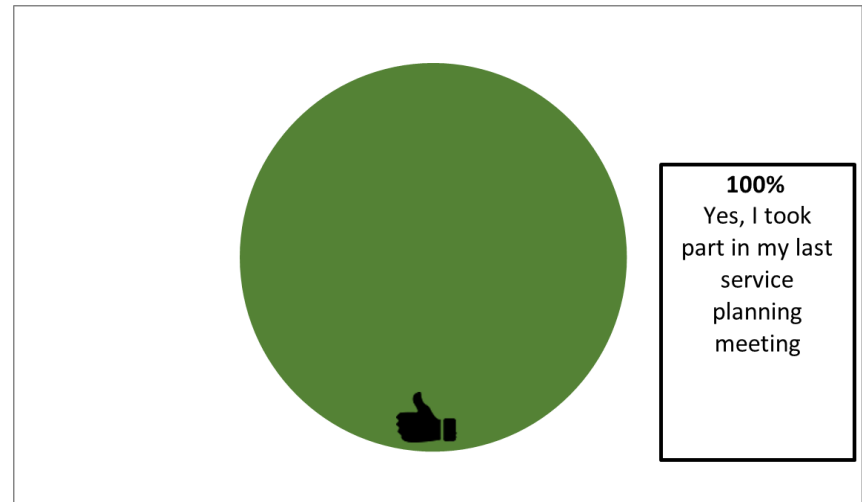
NCI tells us **8** out of every **10** people said **their case manager asks them what they want.**

# Can you contact your case manager when you want to?



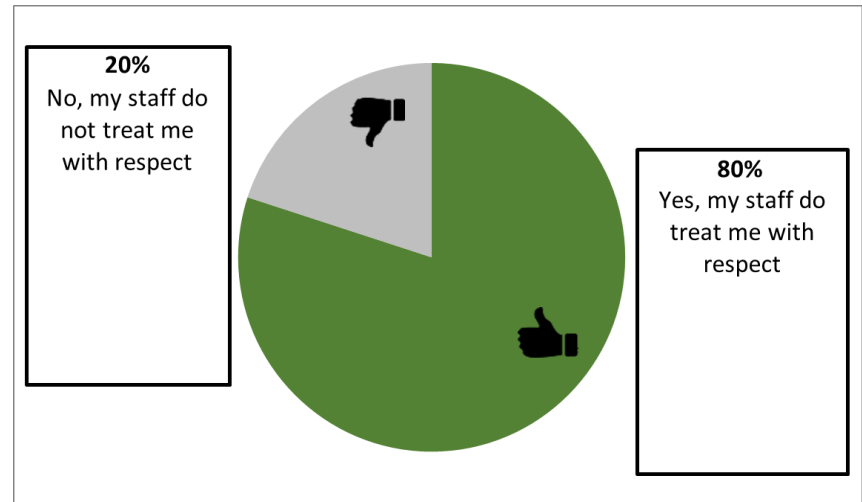
NCI tells us **9** out of every **10** people said **they can contact their case manager when they want.**

# Did you take part in your last service planning meeting?



NCI tells us **10** out of every **10** people said they took part in their last service planning meeting.

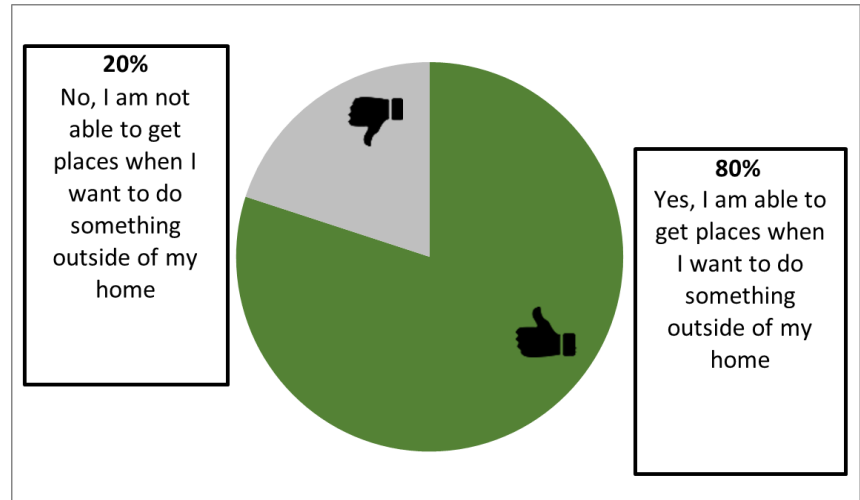
# Do your staff treat you with respect?



NCI tells us **8** out of every **10** people said **their staff treat them with respect.**

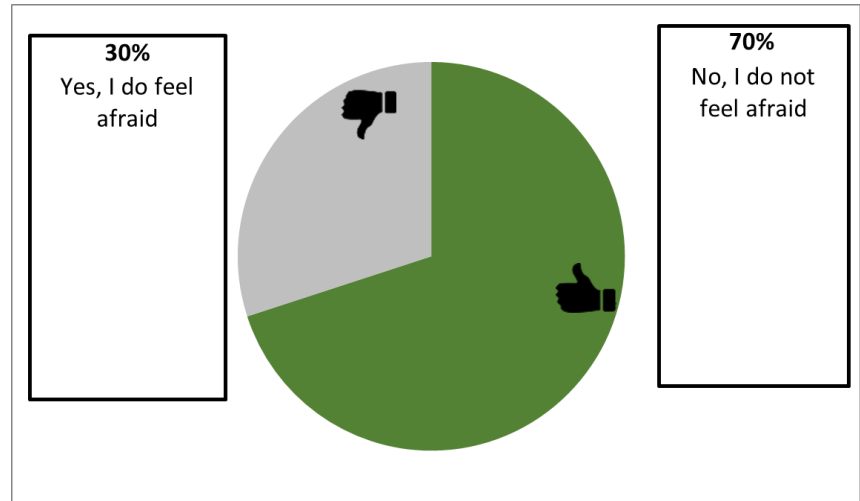


# Are you able to get places when you want to do something outside your home?



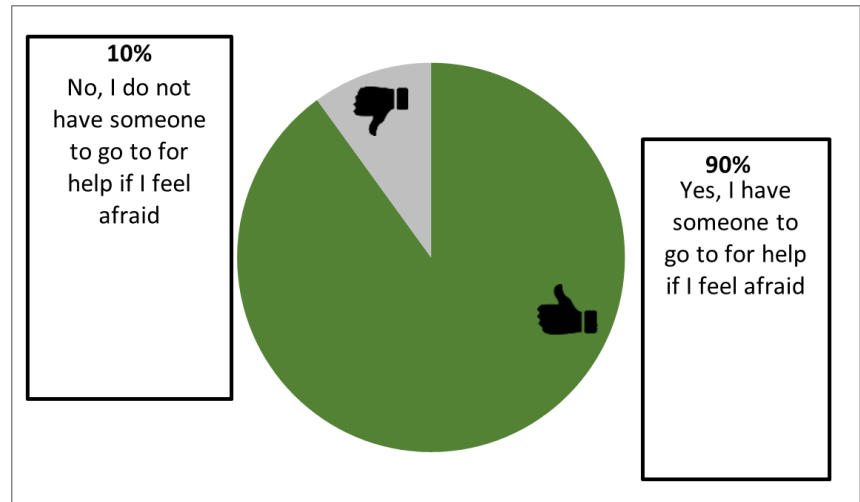
NCI tells us **8** out of every **10** people said they are able to get places when they want to do something outside of their home.

# Are there places where you feel afraid?



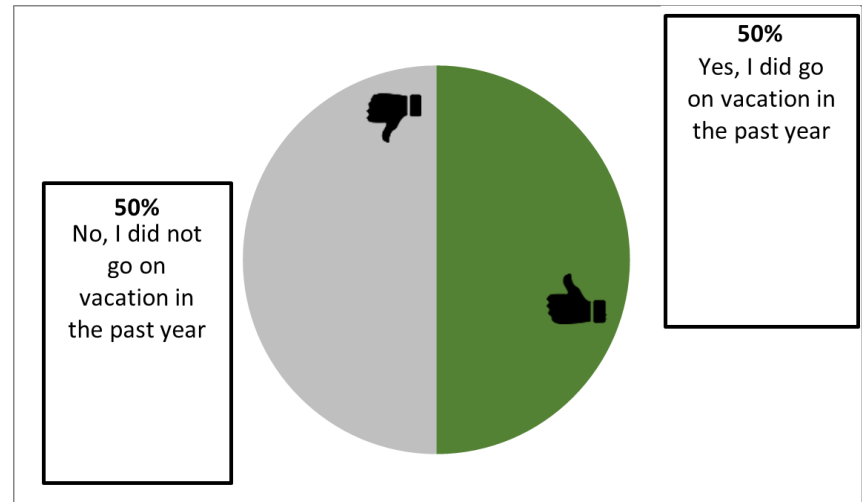
NCI tells us **7** out of every **10** people said **they don't feel afraid.**

# Do you have someone to go to if you feel afraid?



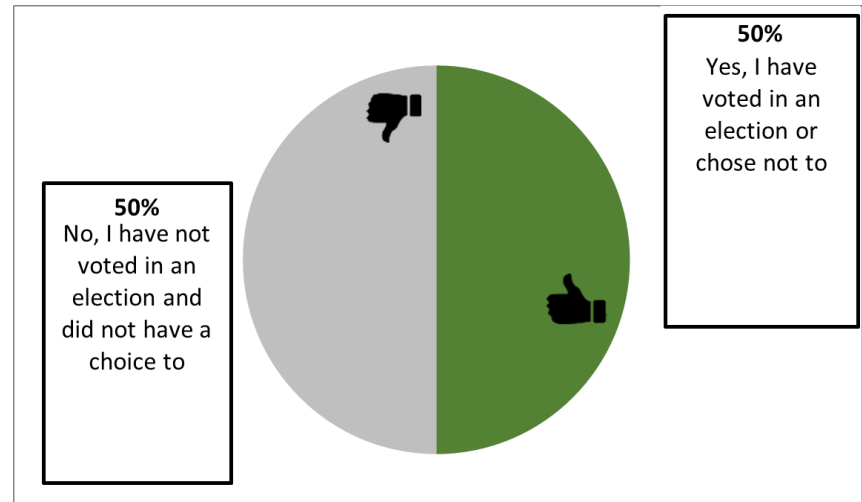
NCI tells us **9** out of every **10** people said **they have someone to go to if they feel afraid.**

# Did you go on vacation in the past year?



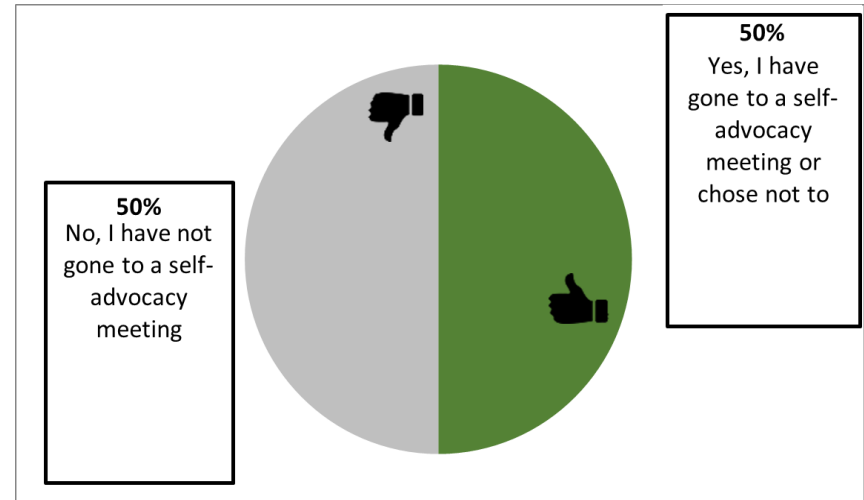
NCI tells us **5** out of every **10** people said they went on vacation in the past year.

# Have you ever voted or chose not to?



NCI tells us **5** out of every **10** people said **they have voted or chose not to.**

# Have you gone to a self-advocacy meeting or chose not to?



NCI tells us **5** out of every **10** people said **they have gone to a self-advocacy meeting or chose not to.**

---

**What We Have Learned from the  
National Core Indicators  
Adult Consumer Survey**

**NCI Results From People Across South Dakota in 2016-17  
User-Friendly Version**



**NATIONAL CORE  
INDICATORS**

<http://www.nationalcoreindicators.org/>

**A Collaborative Effort of**

**NASDDDS**

National Association of State Directors of Developmental Disabilities Services

Mary Lou Bourne  
[mlbourne@nasdds.org](mailto:mlbourne@nasdds.org)  
113 Oronoco Street  
Alexandria, VA 22314  
703.683.4202



**Human Services  
Research Institute**

Alixé Bonardi  
[abonardi@hsri.org](mailto:abonardi@hsri.org)  
2336 Massachusetts Avenue  
Cambridge, MA 02140  
617.876.0426