

National Core Indicators

Utah Department of Human Services
Division of Services for People with Disabilities

Utah's Efforts to use NCI Data in
Reporting

NCI Workgroup

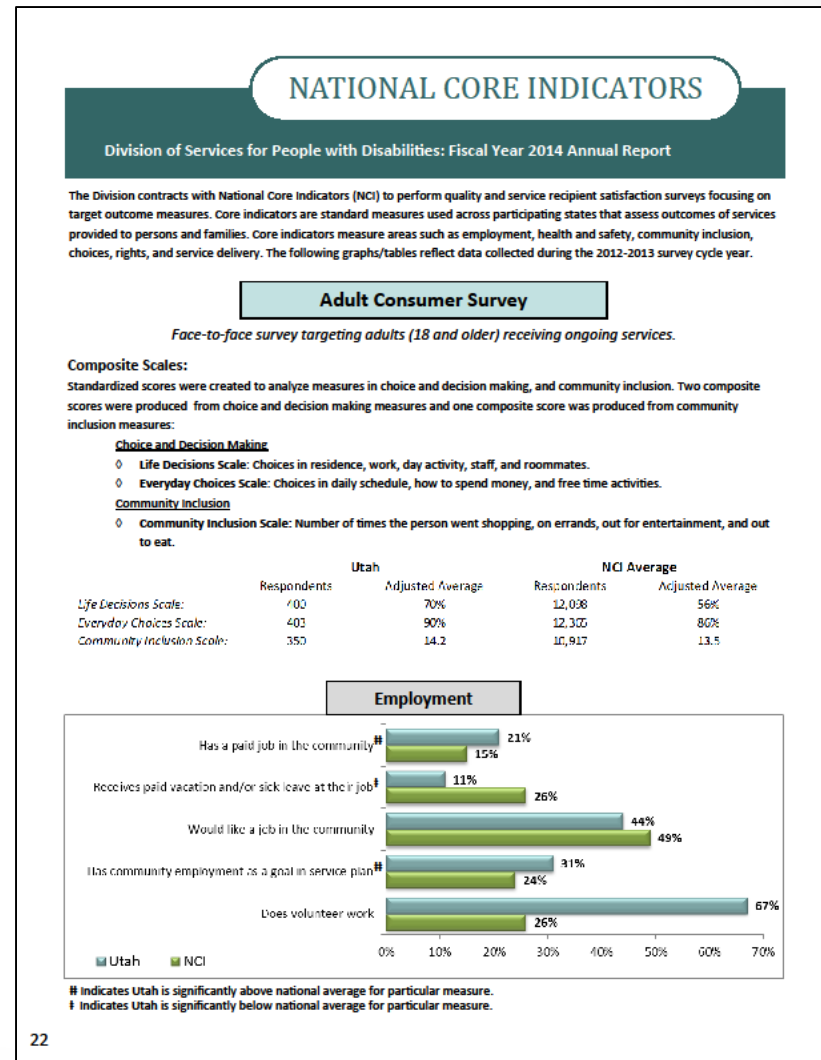
- Workgroup consists of members of the Division's Research, Quality Management, and Services Teams.
- The Division looked at measures across both face to face survey and family mail out surveys.
- Three areas of improvement were selected
 - *Health and Safety in Residential/Day/Employment settings*
 - *Choice in living setting*
 - *Paid job in the community*
- Benchmarks were set for each of these measures.

Focus Area	Survey	FY13	FY14	Goal	Cycle
Health and safety in residential setting	FGS	65%	64%	70%, within NCI average	FY2016
Health and safety in Day/employment setting	FGS	66%	65%	71%, within NCI average	FY2016
Health and safety in Day/employment setting	AFS	57%	NA	62%, within NCI average	FY2017 (Watch FY2015)
Choice in living setting	ACS	59%	59%	64%	FY2016 (Watch FY2015)
Would like to live somewhere else	ACS	35%	30%	(30%,25%), within NCI average, (1 year/2 year)	FY2016 (Watch FY2015)
Paid job in the community	ACS	21%	20%	(23%,25%), within NCI average, (1 year/2 year)	FY2016 (Watch FY2015)
Would like paid job in the community	ACS	44%	62%	No goal	FY2016 (Watch FY2015)

Annual Reports

- For the past two years, DSPD has included NCI Adult Consumer Survey data in their Annual Report.
- The Division's Annual Report is viewed by legislative representatives, Division stakeholders, people receiving supports, and their families.

[DSPD Annual Report](#)

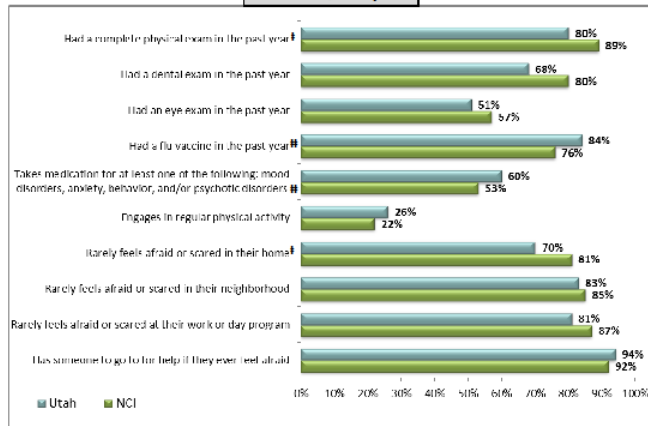


Annual Reports

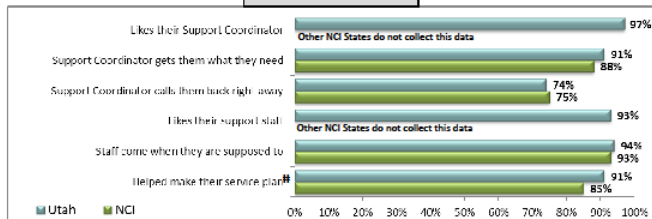
NATIONAL CORE INDICATORS

Division of Services for People with Disabilities: Fiscal Year 2014 Annual Report

Health/Safety



Service Coordination

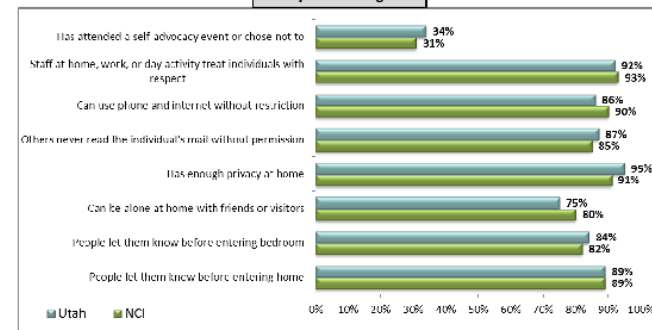


Indicates Utah is significantly above national average for particular measure.
 † Indicates Utah is significantly below national average for particular measure.

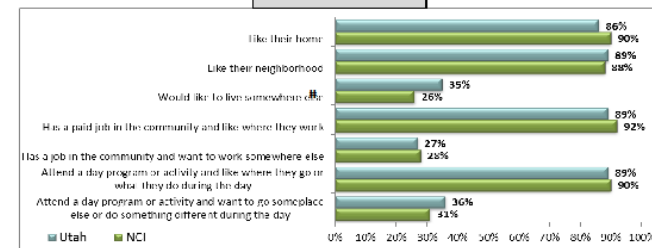
NATIONAL CORE INDICATORS

Division of Services for People with Disabilities: Fiscal Year 2014 Annual Report

Respect and Rights



Satisfaction



WANT TO SEE MORE?

The full Adult Consumer Survey report, as well as state reports, condensed and user friendly reports, and family mail-out reports can be found on the Division's website: <http://dspd.utah.gov/research-and-reports/reports/>.

Indicates Utah is significantly above national average for particular measure.
 † Indicates Utah is significantly below national average for particular measure.

Legislative Reports

- The Department of Human Services has a 5 pillar system of care. Yearly budget requests need to tie into these pillars. DSPD uses NCI data to provide measurable evidence for legislative budget adjustments.

Prevention



Partnership



Self-Reliance



People
and
Culture



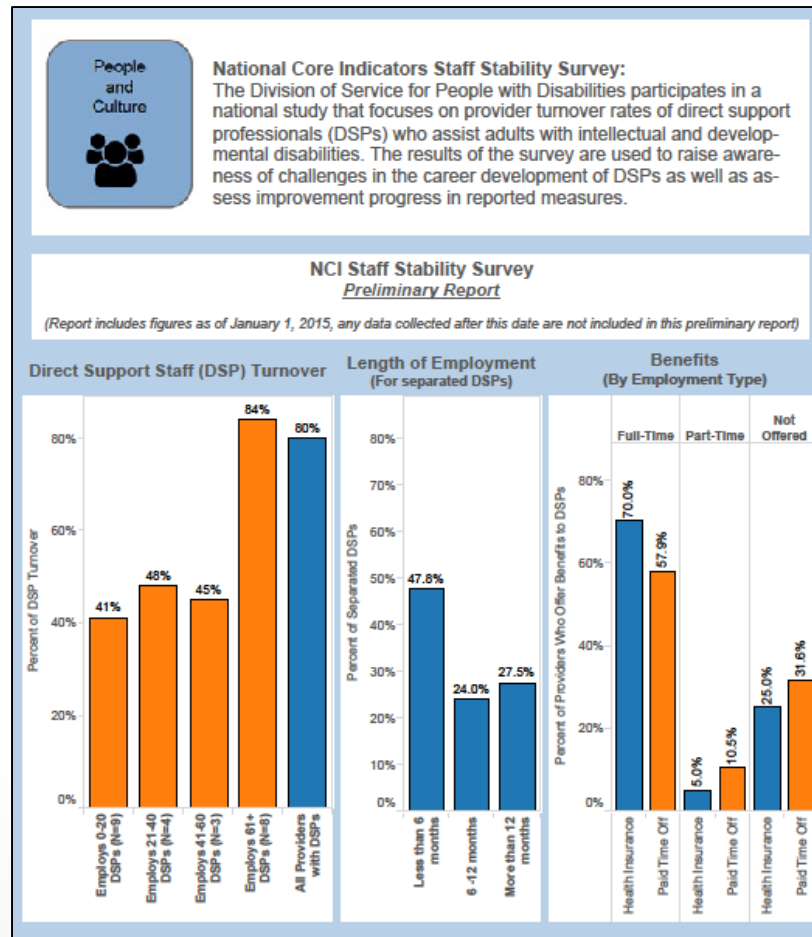
Operational
Excellence



Legislative Reports

Budget Adjustments

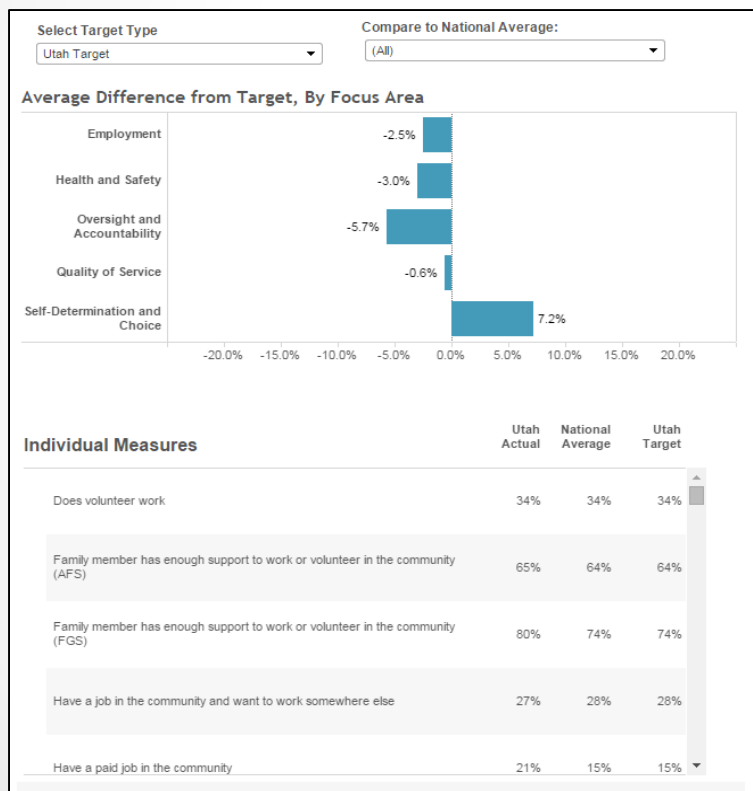
Direct Support Staff Wage Increase



[More Legislative Reports](#)

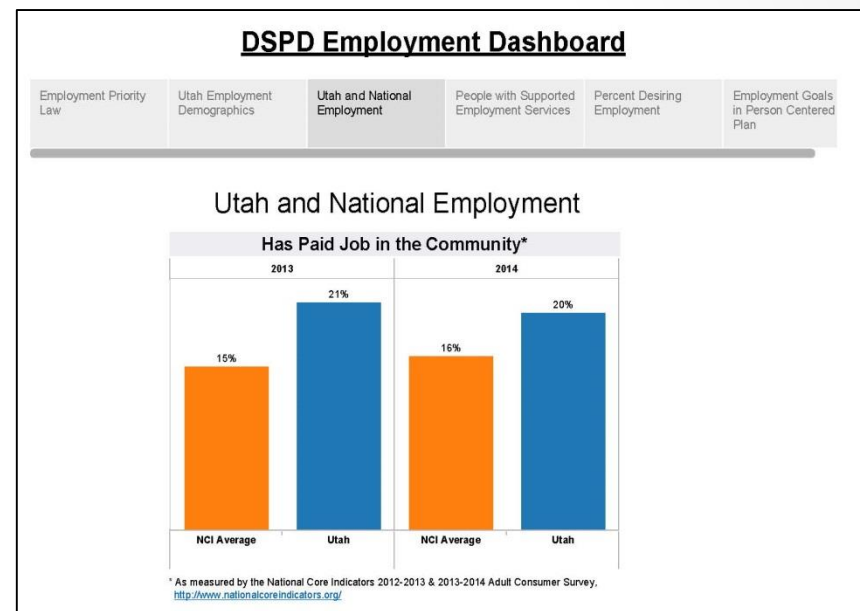
Other Stakeholder and Public Reports

Performance Measures



[View Report](#)

Employment Measures



[View Report](#)